

HOME CONNECTION

LITERACY

- Read, say, and spell the sight words of the week: funny, he, was
- Listen to the book: [Piggie Pie by Margie Palatini](#). Think of a word that describes the character Gritch. You are going to use this word to write a sentence about Gritch. Write the sentence in your journal. A good sentence starter would be, *Gritch was* _____. Complete the directed drawing activity of Gritch, found on page 3, and add it to your sentence. Submit photo.
- Practice reading c-v-c words along with [The C-V-C Word Song](#).

MATH

- Complete the *Addition with Dominos* activity found on page 4. You can print the lesson page or write the addition number sentences in your journal. Submit photo.
- If you have a set of dominos at home, pull them out and solve more addition problems by adding the two sets of dots. What is the sum? How many dots are there altogether?
- Get up and move and skip count with [Go Noodle Skip Counting to 100](#).

SCIENCE & SS

- STEM ACTIVITY: HELP! Gritch is on the way back to the farm and the pigs can't find their disguises! Can you build a hiding spot that will hide the most pigs? Use items around your house like paper cups, toilet paper tubes, blocks, magnetiles, etc. Draw some pigs and cut them out to place in your hiding place. How many pigs can you fit? Find an optional recording sheet on pg. 5 where you can draw your plan and your final design! Take a photo!

RELIGION


- Begin your lesson by singing [1, 2, 3, Jesus Is Alive](#).
- Get your *Stations of the Cross* emergent reader from your supply bag.
- Butter the popcorn words on pages 14 - 16. Color the pictures on pages 14 - 16.
- Watch [The Way of the Cross for Kids](#). Begin the video at minutes/seconds 22:00 and watch until the end of the video.
- Go back and read about the Stations of the Cross #13 - #14 and the celebration of Easter - Jesus is Risen! on page 16 (the pages you worked on today with buttered words and pictures colored).
- Discuss a time when you helped a friend to make them feel better.
- End your lesson by singing the echo song [Hail Mary](#).

Jesus is taken down.




14

Jesus is placed in the tomb.







15

Jesus is risen!



16

Step by Step

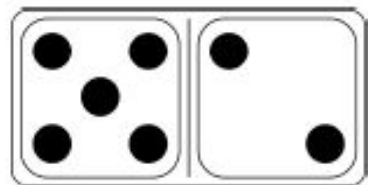


Name _____

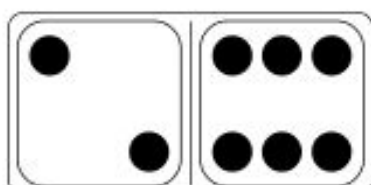
Addition With Dominos



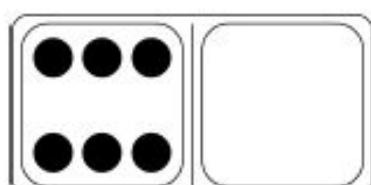
Directions: Complete the number sentence for each set of dominos.
The first one has been done for you.




$$5 + 2 = 7$$




$$+ =$$




$$+ =$$




$$+ =$$



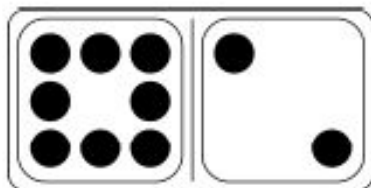
$$+ =$$




$$+ =$$




$$+ =$$




$$+ =$$




$$+ =$$



$$+ =$$



$$+ =$$




$$+ =$$

Piggie Pie

CHALLENGE: Design and build a hiding spot that will hold the most pigs.

MY PLAN:



MY FINAL DESIGN:

How many pigs could hide inside? _____

Name _____

S.E.L FRIDAY

- Hang out with Mrs. Ramsay as she Reads *After the Fall* (video is attached)
- Share with your mom or dad: What you are doing really well at home during ELearning?



Nicole Ramsay