

HOME CONNECTION

LITERACY

- Write your sight words in lowercase letters on strips of paper. Ask a parent to help you cut the letters apart in each word. Mix up the letters for each word and then glue the letters in your journal to spell your sight words: that, she, on. Submit photo.
- Join Mrs. Mulcahy for today's lesson: [LITERACY](#). Good readers form an opinion. Refer to slide 3 for information about opinion writing. Write and illustrate what oviparous animal you would like for a pet. You may use the sentence starter(s) *I want a ___ for a pet. It can ____*. You may print page 4 or use your journal to complete the lesson. Submit photo.
- OPTIONAL Listen: [Chickens Aren't the Only Ones](#)
- Guided Reading: Under the Guided Reading Leveled Readers tab you will find links to leveled readers. Choose the book that is at your level (that you haven't read) and read it. Choose one sentence from the book and copy it in your journal in your neatest handwriting. Submit photo.
- Take a CVC movement break to [The CVC E Song](#).
- CVC word lesson. Sound out and write CVC words with the medial /e/ sound. Choose the lesson on page 5 to sound out and write the words on your own. Or, choose the lesson on page 6 and select [CVC /E/ Words with Mrs. Mulcahy](#) to complete your lesson with assistance. You may print the lesson page or complete the lesson in your journal. Submit photo.

MATH

- Word Problem Wednesday! See the word problem on pg. 7. You may choose to print this activity or record your answer in your journal. Draw a picture to show your thinking and try to write a subtraction sentence!
- Practice reading and singing your numbers to 100 with [Big Numbers](#)

iREADY

- Complete 20 minutes of iReady MATH lessons.

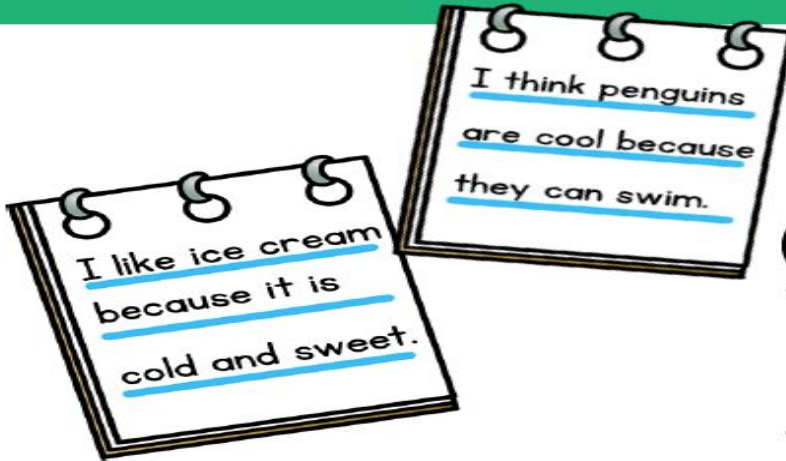
SCIENCE & SS

- Watch [3-D Shapes with Mrs. Faber](#)
- Search around your home for 3-D shapes. You can either draw what you find or take a picture to share with us. Make sure you can tell us what type of 3-D shape you found. Submit photo.
- Listen to [3D Shapes That I Know](#)

RELIGION

- Begin your lesson by singing [1, 2, 3, Jesus Is Alive](#).
- Watch [Jesus Enters Jerusalem](#). As you are watching and listening to the video about Jesus entering Jerusalem use your visualization strategy and imagine what Jesus looked like entering Jerusalem.
- Discuss the following questions: How did Jesus enter Jerusalem? What animal did he ride on when he entered Jerusalem? What is the significance of Jesus riding on a donkey?
- Draw a picture of what you visualize as Jesus enters Jerusalem on a donkey. Submit photo.
- End the lesson by singing [Cloaks and Branches](#).

OPINION



Writers can write about their opinion and tell why they feel that way.



Chickens Aren't The Only Ones

If you could have an oviparous animal as a pet, which one would you select. Why would you pick that pet?



You may use the sentence starter *I want a _____ for a pet.*

Student choice: You may write a second sentence answering the second question.

A good sentence starter you may use is *It can _____.*

You may also write your own original sentence or two!!

Chickens Aren't The Only Ones

Name: _____

If you could have an oviparous animal as a pet, which one would you select. Why would you pick that pet?





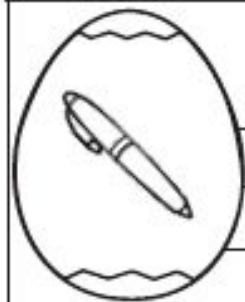


Four sets of horizontal lines for writing, each consisting of a solid top line, a dashed middle line, and a solid bottom line.

Name: _____

Set 1

e

Write the word for each picture:













Name: _____

Set 1

e

Write the word for each picture:

	nem		tev
	tje		bew
	npe		nhe
	etp		nthe
	net		ned

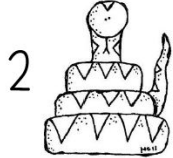
WORD PROBLEM WEDNESDAY



saw 5



in the



2 crawled away.

How many were left?

Here's my thinking:



$$\underline{\hspace{2cm}} - \underline{\hspace{2cm}} = \underline{\hspace{2cm}}$$

BORED? Try one of these!



draw a picture



read to a
stuffed animal



practice
counting



listen to music



play with
playdough



stretch



take a nap



read a book



write a story



go for a walk



play with a
ball



exercise