

HOME CONNECTION

LITERACY

- Write sentences using the sight words of the week: funny, he, was. Submit photo.
- Listen to the book: [Piggie Pie by Margie Palatini](#). Remember, good readers visualize pictures in their head. See the activity on pg. 4 for more information. Draw what you visualize for each description in your journal. Submit photo.
- See page 4 for a CVC word activity. If you are unable to print the activity record the words in your journal. Submit photo.
- READ ALOUD: Marissa, our Mother McAuley Little School senior who works in our classroom each week, submitted a read aloud for the students to enjoy. Listen now, or save it for later, as a treat when you have completed all your lessons for today. [Looking for Leprechauns](#).

MATH

- In your journal write the numbers 1-5. Draw a picture that represents each number. Ex. 5: 5 hearts. Please be sure that all numbers are written correctly. Submit photo
- Go Math pg. 301-302. On pg. 301 students will write addition sentences to show the number pairs that make 10. On pg. 302 read the directions at the bottom of the page to solve each problem. Submit photo.
- Sing [Math Journey With a Pirate](#). This song activity reviews subitizing and positional words.

iREADY


- Complete 20 minutes of iReady READING lessons.

SCIENCE & SS

- Visit and watch [American Symbols](#). (Mrs. Faber's class: username Faber11, password Warriors11 ~ Mrs. Mulcahy's class: username Mulcahy12, password Warriors12). Complete Lesson 2 in your *Beautiful America* packet. Cut out the pictures and glue them in the correct spot. Write one fact about each symbol (the lines are small, your parents can help you write)

RELIGION

- Begin your lesson by singing [1, 2, 3, Jesus Is Alive](#).
- Get your *Stations of the Cross* emergent reader from your supply bag.
- Butter the popcorn words on pages 1-5. Color the pictures on the title page through page 5.
- Watch [The Way of the Cross for Kids](#). Stop the video at minutes/seconds 10:30.
- Go back and read about the Stations of the Cross #1-#4 (the pages with buttered words and pictures colored).
- Discuss ways in which your mother loves and cares for you. Tell your mom "Thank you."
- End the lesson by singing and moving to [Jump into the Light](#)




Stations of the Cross




Name: _____

Jesus is arrested.




2

Jesus carries the cross.



3

Jesus falls the 1st time.




4

Jesus sees his Mother.



5



Piggie Pie



Readers visualize pictures in their heads. Listen as I read how the author described Gritch on page 6. Can you picture in your mind the four things that Gritch did? Draw each of these four things.




Gritch pulled her hair.

She stomped her feet.

She paced the floor.

She tapped the lucky wart on her chin.

Piggie Pie



VISUALIZE













Readers create an image in their mind as they read.

Draw what you visualize for each description. You can add this to your journal.

CVC Word Activity

Name _____













Write the word
on the line.



On Tuesday we have gym!

Click: [Kids Daily Workout](#) for today's gym workout!

Do each activity for one minute.

 <p>roll</p>	 <p>dancing</p>	 <p>gallop</p>
 <p>crawling</p>	 <p>skip</p>	 <p>crab walk</p>
 <p>hop</p>	 <p>jump</p>	 <p>twirl</p>
 <p>tip toe</p>	 <p>march</p>	 <p>run</p>

BORED? Try one of these!



draw a picture



read to a
stuffed animal



practice
counting



listen to music



play with
playdough



stretch



take a nap



read a book



write a story



go for a walk



play with a
ball



exercise