

HOME CONNECTION

LITERACY

- Write the words of the week on strips of paper. Print in lowercase letters. Ask a parent to help you cut the letters apart in each word. Mix them up and then glue them correctly in your journal. Words of the weeks: funny, he, was. Submit photo.
- In our story this week, *Piggie Pie*, Gritch ONLY wanted Piggie Pie. What is your favorite type of pie? Do you like cherry or chocolate? What about blueberry or pecan? Write your opinion about your favorite type of pie. Try to convince me that your favorite is best! Feel free to use the writing paper found on pg. 3. It includes helpful words! Submit photo.
- Reread the guided reading book that you read yesterday. Go on a sight word hunt in your book. Each time you find a sight word write it in your journal. When you are all done pick ONE of the sight words that you found and use it in a sentence. Illustrate your sentence. You may use a Super Sentence writing paper found in your supply bag or a piece of paper journal paper.

MATH

- On pg. 4 you will find an “Add Around the House” activity. You can choose to print this page, or record your answers in your journal. Have fun counting and adding items in your home!
- Feel free to watch any part of [1-20 Number Formation](#) for number writing path of motion. Students can use this video to check their number printing accuracy.

iREADY

- Complete 20 minutes of iReady READING lessons.


SCIENCE & SS

- Watch [Community Helpers](#). Police Officers, firefighters, and medical technicians are community helpers that are first responders. Talk about how these first responders help us today and everyday! Make a thank you card/sign for the first responders. Make sure to include words and pictures. Submit photo.

RELIGION

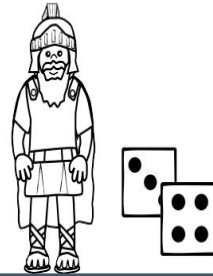
- Begin your lesson by singing [1, 2, 3, Jesus Is Alive](#).
- Get your *Stations of the Cross* emergent reader from your supply bag.
- Butter the popcorn words on pages 10 - 13. Color the pictures on pages 10 -13.
- Watch [The Way of the Cross for Kids](#). Begin the video at minutes/seconds 15:45 and stop the video at minutes/seconds 22:00.
- Go back and read about the Stations of the Cross #9 - #12 (the pages you worked on today with buttered words and pictures colored).
- Discuss a time when you had to do something very difficult and didn't give up.
- End your lesson by singing along to [Because](#).

Jesus falls the 3rd time.




10

The soldiers take Jesus' clothes.



11

Jesus is nailed to the cross.



12

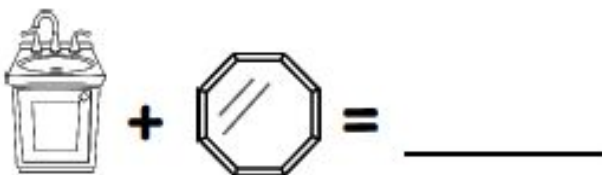
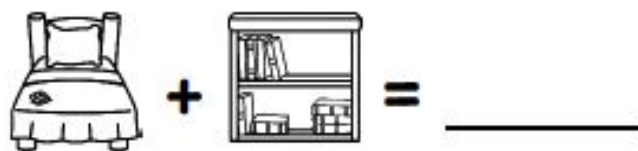
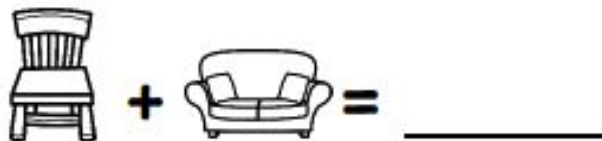

Jesus dies on the cross.



13

Add Around the House

Find the objects around your home and count how many there are. Then, answer the addition problems.



IT'S TECHNOLOGY THURSDAY!

Download the 'Teach Your Monster to Read' App from the App or Google Play Store (It is currently free).

Enter the Star Code 1650525 on the login screen.

Enter the username (child's full first name & first letter of their last name) e.x. Mary Smith would be Mary's name.

Click login.

Practice your reading skills & helping your monster build his/her spaceship for 15 minutes.

****If you have trouble logging in to your child's account please feel free to have them create a new account on your device**** I would recommend starting them at Level 1 'First Steps'.

Contact Ms. Wilkison at kwilkison@cajetan.org if you have any trouble accessing the lesson.

BORED? Try one of these!



draw a picture



read to a
stuffed animal



practice
counting



listen to music



play with
playdough



stretch



take a nap



read a book



write a story



go for a walk



play with a
ball



exercise