

# HOME CONNECTION

## LITERACY

- Listen to the book: [Tops and Bottoms by Janet Stevens](#). Today we will be fixing the scrambled sentence. Write the sentence correctly on the lines OR in your journal. Complete the directed drawing activity of Bear, found on page 3, and add it to your sentence. Submit photo.
- Go on a sight word hunt in you guided reading book. Each time you find a sight word write it in your journal. When you are all done pick ONE of the sight words that you found and use it in a sentence. Illustrate your sentence. You may use a Super Sentence writing paper found in your supply bag or a piece of paper journal paper. Submit photo.
- OPTIONAL FINE MOTOR EXTENSION: Pour a cup of flour, sugar, or salt in a baking sheet and write your sight words or practice writing c-v-c words.
- Take a movement break to

## MATH

- Join Mrs. Mulcahy for our subtraction lesson [Subtracting Using a Number Line](#). Note to parents: The numbers on the Frogs on a Log number lines in the lesson introduction may be difficult to see. SORRY! Have your student work with the video solving a few lesson problems for better understanding.
- Complete *Subtracting from 5 Number Line Subtraction*.. Submit photo.
- Count and move to [Count by 1s to 50 Forward and Backward](#).

## iREADY

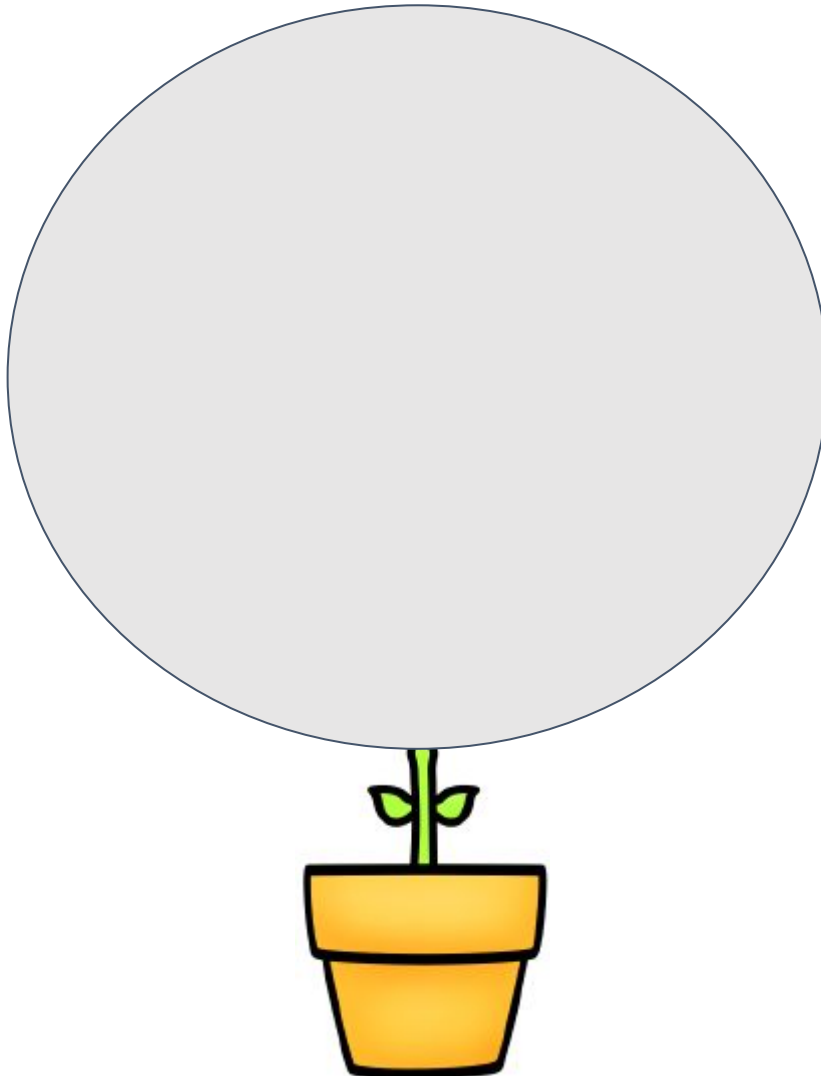
- Complete 20 minutes of iReady READING lessons.

## SCIENCE & SS

- Listen to the poem on pg. 6 and then watch the video [Sesame Street: Murray visits the Recycling Center](#) . Complete the Earth Day Family Homework on pg. 7 with your family. You may print the page or record your responses in your journal. Talk about what you can recycle at home and what you can reduce. BONUS ACTIVITY: Go through your pantry and identify any packages that have the recycle symbol on them!

# RELIGION


- Begin your lesson by singing [Thank You, Lord, For Making Me.](#)
- How do you plant seeds to GROW in God's love? Do you let your light shine by sharing a special talent? Do you do good deeds for others so they can grow in love, too? Do you pour out your heart in praise songs and prayers?
- Complete the picture below to show how you plant your seeds and GROW in GOD!.
- End your lesson by singing [He's Got the Whole World In His Hands.](#)



# Tops and Bottoms

Unscramble the words to make a sentence. Write the sentence. Use the BEAR directed draw for your illustration. Add details.

crops.	own	decided	his
to	Bear	plant	



---

---

---

---







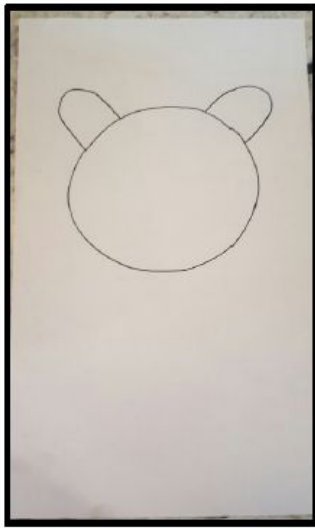
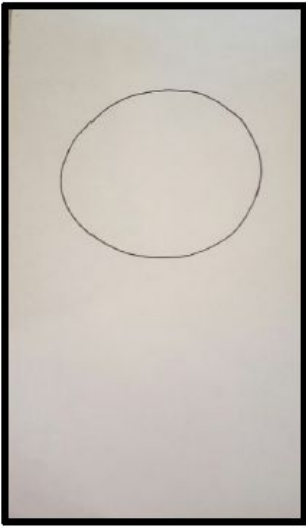
---

---

---

---

# Step by Step





## Subtracting from 5

Name: \_\_\_\_\_

$5 - 1 = \square$

$5 - 3 = \square$

$5 - 4 = \square$

$5 - 2 = \square$

$5 - 0 = \square$

$5 - 1 = \square$

$5 - 5 = \square$

$5 - 2 = \square$

$5 - 3 = \square$

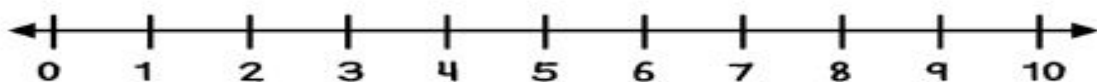
$5 - 4 = \square$

$5 - 5 = \square$

$5 - 2 = \square$

$5 - 2 = \square$

$5 - 0 = \square$





# Recycle

Recycle, recycle,  
Reduce, reuse, recycle.




Living green  
Keeps our planet clean.  
Reduce, reuse, recycle!

Paper and plastic,  
Let's get enthusiastic!

Glass and cans,  
Old metal pans,  
Recycling is fantastic!





# Earth Day

family homework

This is my family.

We DO/DO NOT recycle.

This is what we can recycle at home.

This is what we can reduce at home.



BORED? Try one of these!



draw a picture



read to a  
stuffed animal



practice  
counting



listen to music



play with  
playdough



stretch



take a nap



read a book



write a story



go for a walk



play with a  
ball



exercise