

HOME CONNECTION

LITERACY

- Join Mrs. Faber for [LITERACY PART 1-My Mama Had a Dancing Heart](#)
- For the second part of the literacy lesson, please have pg. 2 OR a blank journal page, a pencil, and crayons [LITERACY PART 2](#). Submit photo.
- Sing along to this week's sight words *am, do, did*: [am, do, did](#)
- Rainbow write each sight word 5 times in different colored crayons or markers after listening to each sight word song. Submit photo.
- Complete the *List -un Words* phonics activity. Use the lesson paper on page 3 or write real *_un* words in your journal. Submit photo.
- OPTIONAL FINE MOTOR EXTENSION: Try to build your sight words with playdough, noodles, cereal, or beans.
- Take a movement and brain break with [Go Noodle](#).

MATH

- Join Mrs. Mulcahy to complete [All About Eleven!](#) You will need to have pages 4 & 5 printed or a blank piece of paper, along with a pencil and crayons. Submit photo.
- Complete *Before and After* Rainbow Numbers. You may print page 6 or you may record the answers in your journal. Submit photo.
- Take a counting and movement break with [Get Fit Counting to 100 with Jack Hartmann](#).

iREADY

- Complete 20 minutes of iReady MATH lessons.



SCIENCE & SS

- Let's learn about animal moms and babies! Visit [Scholastic Taking Care of Baby](#). The student password is *cajkinder*. Listen and read *Taking Care of Baby*. Watch the video *Thanks for Taking Care of Me* and play *Caring Concentration*.
- How does your mom take care of you? Show your mom you care by completing today's Mother's Day challenge (pg. 6)!

My Mama Had a Dancing Heart


Name: _____



Readers make connections. This book is the memory of a dancer's mother. Write about a memory that you have shared with someone in your family.



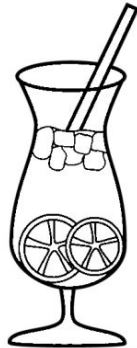
Use the letters below to create real _un words. Be sure to practice sounding out and reading each word. You may print this page to record the words you make, or write the words in your journal. BONUS: Illustrate 2 of the words you made!

s	f	r	b
n	Can you think of any others?		

I can list words that are in the same word family. 



J _un



All About **Eleven!**

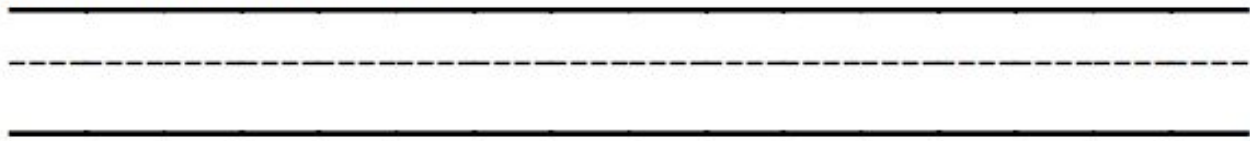
I can trace and write.



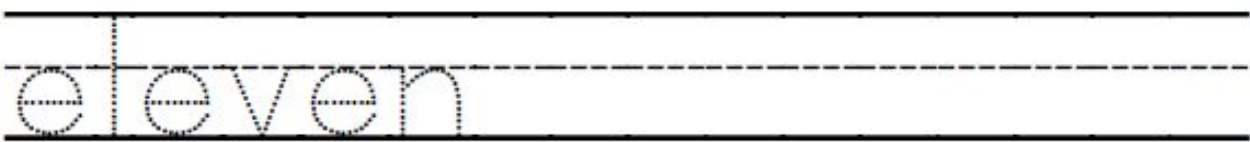
Trace the number.



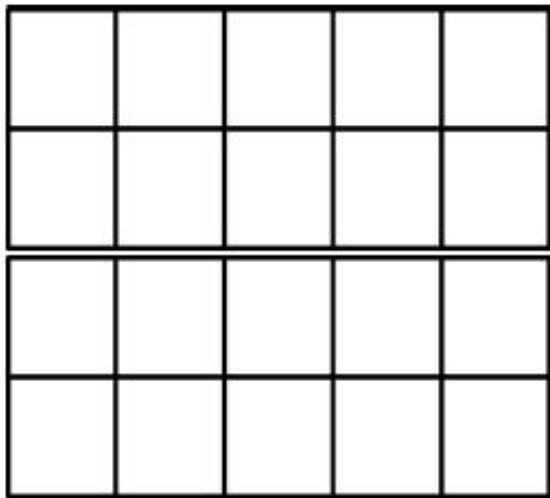
Write the number.



Trace and write the word.



I can show the number 11 on the ten frames.




I can show 11 hops on a number line.



All About **Eleven!**

I can count and draw.

Color 11 fish.



Draw 11 objects.



I can draw a set of 11 tally marks.



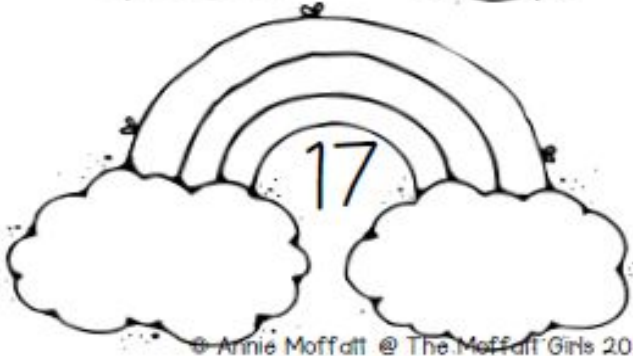


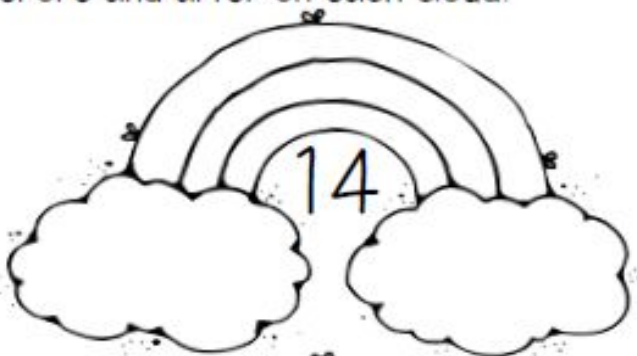

I can rainbow color the number word.

eleven

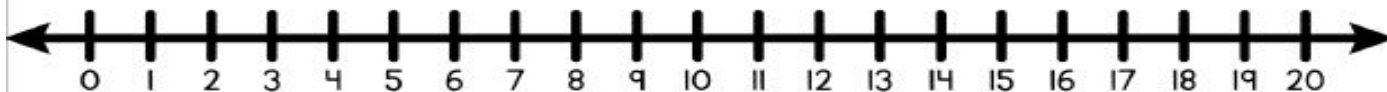
Name _____

Before and After

Directions: Look at the number inside each rainbow.
Write the number that comes before and after on each cloud.



© Annie Moffatt @ The Moffatt Girls 2014



mother's day

CHALLENGE

Let's celebrate our wonderful moms! Try to complete at least one CHALLENGE activity a day. Share your completed challenges on our class Facebook page!

DRAW HER A
PICTURE

HELP WASH THE
DISHES OR LOAD THE
DISHWASHER

TELL HER YOU LOVE
HER

DO A CHORE OF HER
CHOICE

READ A BOOK
TOGETHER

GO ON A WALK
TOGETHER

GIVE MOM 30
MINUTES OF QUIET
TIME

MAKE MOM A
DELICIOUS SNACK

GIVE MOM A
BACKRUB OR FOOT
MASSAGE



BORED? Try one of these!



draw a picture



read to a
stuffed animal



practice
counting



listen to music



play with
playdough



stretch



take a nap



read a book



write a story



go for a walk



play with a
ball



exercise