

HOME CONNECTION

LITERACY

- Listen to the book: [The Easter Bunny's Assistant](#). After listening to the story join Mrs. Faber to talk about [LITERACY](#) for the week (**PLEASE NOTE...MRS. FABER tallied the wrong amount of E-Learning Days, please excuse the error**). Today we are going to be focusing on characters. Who were the characters in the story and what can you say about them? Write one sentence about each **character**. Refer to Mrs. Faber's video for sentence ideas. See pg. 3 for an example and chart that may help you. You can print the writing page on pg. 4 or you can complete the writing in your journal. Submit photo.
- Sing along to this week's sight words *they, but, at*: [they, but, at](#). Rainbow write each sight word 5 times in different colored crayons or markers after listening to each sight word song. Submit photo.
- CVC activity with Mrs. Faber. Before watching you need a blank sheet of paper and a pencil. You will follow along as you listen to Mrs. Faber [CVC Activity](#)
- OPTIONAL FINE MOTOR EXTENSION: Try to build your sight words with playdough, noodles, or beans.

MATH

- Join Mrs. Mulcahy as she reviews [Subtraction and Strategy 1](#).
- Complete the math lesson with Mrs. Mulcahy [Go Math Lesson 6.4 with Mrs. Mulcahy](#). You will need to have your *Go Math* workbook, a pencil, and crayons.
- Complete *Subtraction Using Colorful Cubes* on your own. You may print the lesson on page 5. Or, you may complete the lesson in your journal. Submit photo.
- Listen to [Subtract with a Pirate](#). Use small objects to follow along with the subtraction problems in the story song!

iREADY

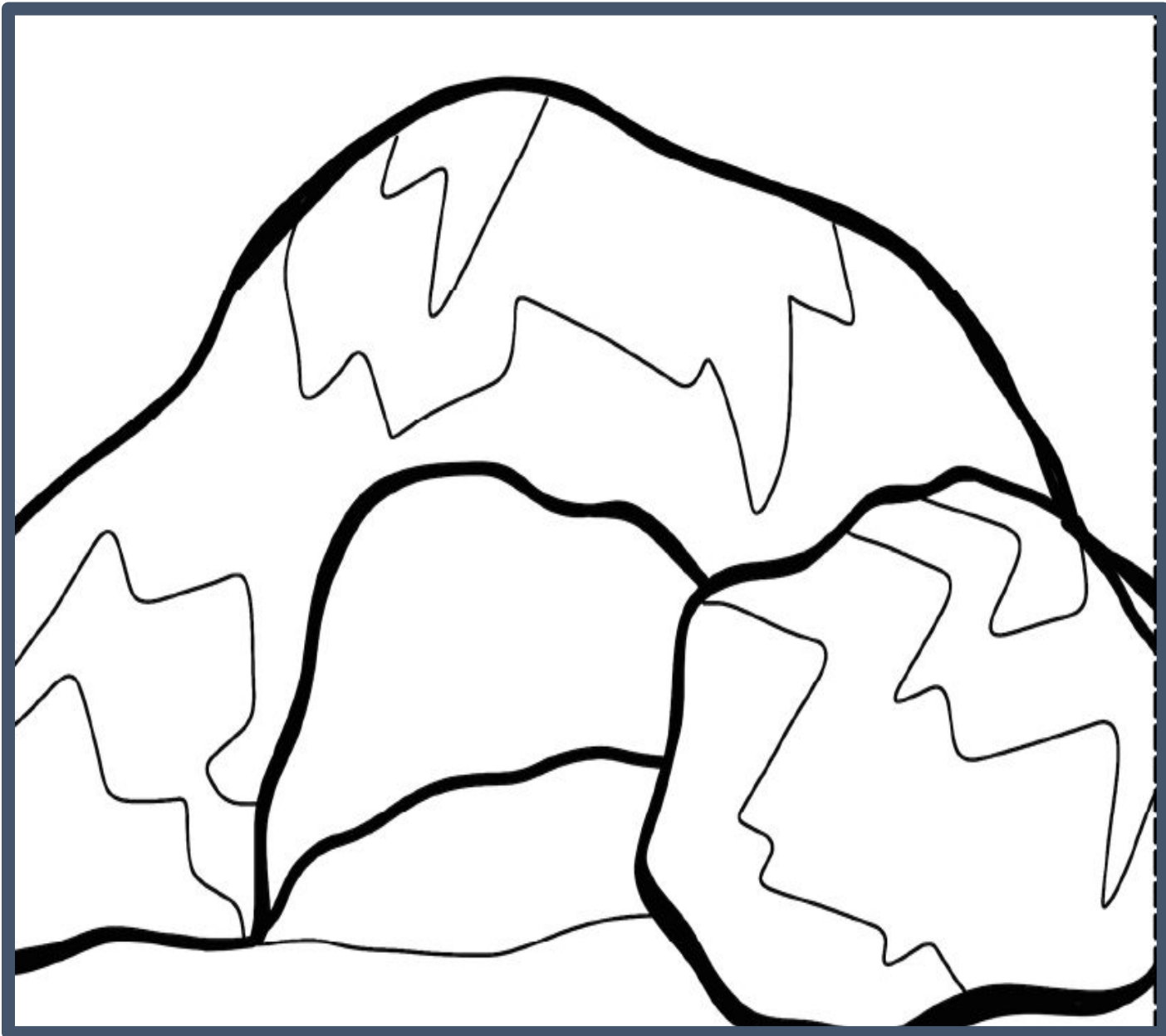
- Complete 20 minutes of iReady MATH lessons.

SCIENCE & SS

- OVIPAROUS. Do you remember that big science word from last week? Let's continue learning about an animal that comes from an egg! Visit [Scholastic Let's Find Out](#). Log in as a student and use the password CajKinder. Scroll down to MARCH 2020. Find *A Frog Grows Up*.
- Listen and read along to *A Frog Grows Up*. Look at the chart on pg. 4 and have someone read the questions so that you can select the correct answer. Watch the video *From Tadpole to Frog*. Play the sequencing game *What's the Order?*
- Take a movement break to [GoNoodle Little Green Froggy](#).

RELIGION

- Begin your lesson by singing [1, 2, 3 Jesus Is Alive](#)
- Watch and listen to [The Empty Tomb](#).
- Have a discussion and answer the following questions:
- What did Mary Magdalene and her friend see when they arrived at Jesus' tomb? Who did they see at the tomb? What were they told by the angel?
- Complete the picture of Jesus' tomb by adding details that you learned about from today's Bible story. Or, draw your own picture on a separate paper. Submit photo.
- End your religion lesson by singing and dancing to [L.O.V.E. LOVE](#).



The Easter Bunny's Assistant

CHARACTERS



Knowing the characters helps readers understand what they are reading.


We can identify characters when we read a story. The characters in *The Easter Bunny's Assistant* are bunny and skunk. Today you will write two sentences. One sentence about about bunny and one sentence about skunk. An example sentence would be: Bunny is kind.

Illustrate your sentences and make sure to include BOTH characters in your illustration.

The Easter Bunny's Assistant


Name: _____



Who are the characters in the story?
Write about them!







Name _____ Date _____



Subtraction Using Colorful Cubes



1. $\underline{5}$  - $\underline{3}$  = _____



2. $\underline{4}$  - $\underline{1}$  = _____

3. $\underline{3}$  - $\underline{2}$  = _____

4. $\underline{2}$  - $\underline{0}$  = _____

5. $\underline{3}$  - $\underline{3}$  = _____

6. $\underline{4}$  - $\underline{2}$  = _____

7. $\underline{5}$  - $\underline{1}$  = _____

BORED? Try one of these!



draw a picture



read to a
stuffed animal



practice
counting



listen to music



play with
playdough



stretch



take a nap



read a book



write a story



go for a walk



play with a
ball



exercise