

# HOME CONNECTION

## LITERACY

- Write your sight words in lowercase letters on strips of paper. Ask a parent to help you cut the letters apart in each word. Mix up the letters for each word and then glue the letters in your journal to spell your sight words: they, but, at. Submit photo.
- Join Mrs. Faber for today's lesson: [LITERACY 2](#). Good readers make connections. Do you think that you would be a good assistant to the Easter bunny? Today we will write a letter to the Easter Bunny explaining why we would be a good assistant. You can choose to print the letter template on pg. 3 OR write the letter in your journal. The resource charts pictured in the lesson video can be found on pg.4 Please feel free to use the sentence frames: I can \_\_\_\_\_. I love \_\_\_\_\_. Submit photo.
- Complete the bunny directed drawing. Add it to your letter or draw it on a separate piece of paper. [Bunny Directed Drawing](#)
- Guided Reading: Under the Guided Reading Leveled Readers tab you will find links to leveled readers. Choose the book that is at your level (that you haven't read) and read it. Choose one sentence from the book and copy it in your journal in your neatest handwriting. Submit photo.

## MATH

- Word Problem Wednesday! See the word problem on page 5. You may choose to print this activity or record your answer in your journal. Draw a picture to show your thinking and try to write a subtraction sentence!
- Take a movement break with [Skip Counting by 10s Exercise](#).

## iREADY

- Complete 20 minutes of iReady MATH lessons.

## SCIENCE & SS

- OVIPAROUS. There's our big science word again! Let's continue learning about another animal that comes from an egg! Visit [Scholastic Let's Find Out](#). Log in as a student and use the password CajKinder. Scroll to April 2020. Find *A Caterpillar Grows Up*.
- Listen and read along to *A Caterpillar Grows Up*. Look at the chart on pg. 4 and have someone read the questions so that you can select the correct answer. Watch the video *The Life of a Butterfly*. Play the sequencing game *What's the Order?*
- OPTIONAL: Pages 6-7 include activity pages that you are welcome to complete during your spring break!

# RELIGION

- Begin your lesson by singing [1, 2, 3, Jesus Is Alive.](#)
- Listen to the read aloud [That Grand EASTER Day.](#)
- Go on a backyard (or front) nature walk and see what gifts from God you could use to make an Easter decoration. See the pictures below for ideas and the materials used for each craft. Or, come up with your own idea! Feel free to post on CajKinder FB.
- End the lesson by dancing and singing to [I Am the Resurrection and the Life.](#)




# The Easter Bunny's Assistant

Name: \_\_\_\_\_

Do you think you would be a good assistant to the Easter Bunny?

Draw a picture and write him a letter to tell him why or why not.



Dear Easter Bunny,

I would be a good assistant.

Sincerely,

\_\_\_\_\_

## The Easter Bunny can...



**hop**



**hide**



**fill baskets**



**decorate eggs**

## The Easter Bunny likes...



**carrots**



**chocolate**



**jellybeans**



**staying up all  
night**

# WORD PROBLEM WEDNESDAY

You found 8 chocolate



in your



You shared 3



with your family.

How many



are left in your



Here's my thinking!

\_\_\_\_\_ - \_\_\_\_\_ = \_\_\_\_\_

# OPTIONAL HANDS-ON ACTIVITY



My name \_\_\_\_\_

Following Directions,  
Fine Motor

## Fingerprint Life Cycle

**TEACHER NOTE:** Use this sheet with the activity on page 6 of your Teacher's Guide.

Put your fingerprints in the gray spots. Look at the  to see which fingers to use.

Use your  
pinkie  
to make the



**Egg**

Use your  
index finger  
to make the



**Caterpillar**

Use your  
thumb  
to make the



**Chrysalis**

Use your  
index finger  
and thumb  
to make the



**Butterfly**



# OPTIONAL HANDS-ON ACTIVITY


My name \_\_\_\_\_

## Color by Vowel Sound


Color the picture by using the color key for each word.


**TEACHER TIP:** Before children begin, have them color each crayon in the key.

short a =  purple

short i =  green

short e =  yellow

short o =  pink



# BORED? Try one of these!



draw a picture



read to a  
stuffed animal



practice  
counting



listen to music



play with  
playdough



stretch



take a nap



read a book



write a story



go for a walk



play with a  
ball



exercise