

HOME CONNECTION

LITERACY

- Listen to [Hey, Little Ant by Phillip and Hannah Hoose](#).
- Join Mrs. Mulcahy for [Literacy and Opinion Writing](#). We will be focusing on forming an OPINION. To squish or not to squish? What should the kid do? Using page 2 as a resource, write an opinion sentence telling what you think the kid should do to ant. Add an illustration to your recording paper. You may print out page 3 or use your journal to complete this activity. Submit photo.
- Sing along to this week's sight words *out, be, have*: [out, be, have](#). Write the sight words on strips of paper, cut the word apart, fix the word and glue it back together. Submit photo.
- Guided Reading: Under the Guided Reading Leveled Readers tab you will find links to leveled readers. Choose the book that is at your level (that you haven't read) and read it. Choose one sentence from the book and copy it in your journal in your neatest handwriting. Submit photo.
- Join Mrs. Mulcahy for [Phonics](#). Bring your CVC paper that you completed on Tuesday and a pencil. Complete the CVCe activity on page 4. You can print out page 4 or use your journal paper. Submit photo.
- Take a movement break with [Vowel Sound Workout with Jack Hartmann](#).

MATH

- Word Problem Wednesday! See the word problem on page 4. You may choose to print this activity or record your answer in your journal. Draw a picture to show your thinking and try to write a subtraction sentence! Submit photo.
- Take a movement break with [What Comes Next](#)

iREADY

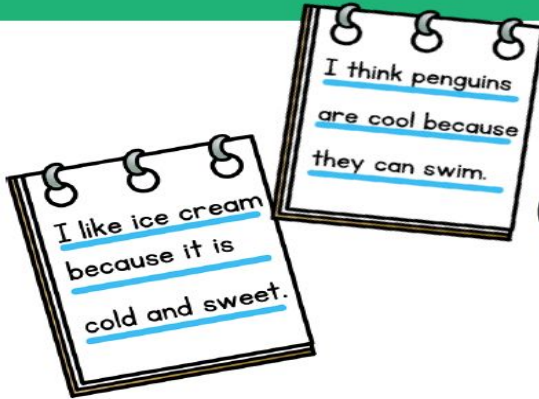
- Complete 20 minutes of iReady MATH lessons.

SCIENCE & SS

- Learn more about how ants live by watching [What's Inside an Anthill](#).
- There are over a million different kinds of insects. But all insects, including ants, have the same kind of bodies. Sing along and practice the names of the body parts of an insect with [Dr. Jean Sings About Insect Bodies](#).
- It's your turn to use your imagination and create your own insect! Complete the activity on page 6. You may print the lesson page or complete the activity in your journal. Remember to include the body parts that all insects have and add your own creative details. You can even name your insect! Submit photo.

Hey, Little Ant

OPINION



Writers can write about their opinion and tell why they feel that way.



Below are some good sentence frames for OPINION writing. After you have written your sentence use the chart to check your work with the chart >.

I think _____

because _____ .

I feel _____

because _____ .

I can write  a sentence!

Start with a capital letter.
→ The dog is here.

Space between the words.
The dog is here.

Check the sight words.
The dog is here. 

End with punctuation. ! . ?
The dog is here. ←



STOP! Go back and read your sentence!




Hey, Little Ant:

Name: _____

What do you think the kid should do? Draw and write about your opinion.



A large, rounded rectangular area intended for drawing and writing. The area is mostly blank, with a heart shape in the top right corner and a cartoon ant character in the bottom right corner.



Two sets of horizontal lines for writing, each consisting of a solid top line, a dashed middle line, and a solid bottom line.

Sound out and read the CVC word in the *Read* box. Add an e in the *Add* box. Sound out, write, and read the new CVCe word in the *Write* box. Draw the new word in the *Draw* box.

Name: _____

CVC to CVCe words


Read	Add	Write	Draw
tap		<hr/> <hr/> <hr/>	
sam		<hr/> <hr/> <hr/>	
mat		<hr/> <hr/> <hr/>	
bit		<hr/> <hr/> <hr/>	
tot		<hr/> <hr/> <hr/>	
can		<hr/> <hr/> <hr/>	

Name: _____

Subtraction Stories



Chris had 5 flowers. He gave 3 flowers to Andrea. How many flowers does Chris have left?



My answer:

My equation:

$$\underline{\quad\quad\quad} - \underline{\quad\quad\quad} = \underline{\quad\quad\quad}$$

Build a BUG!

WORD BOX:

legs head antennae thorax

An insect has a _____, _____ and abdomen.

An insect has six _____.

Insects have _____ to smell and feel.

This is what my insect looks like:

A large dashed rectangular box intended for a student to draw their insect. The box is empty and occupies the bottom half of the page.

BORED? Try one of these!



draw a picture



read to a
stuffed animal



practice
counting



listen to music



play with
playdough



stretch



take a nap



read a book



write a story



go for a walk



play with a
ball



exercise