

HOME CONNECTION

LITERACY

- Sing along to this week's sight words *am, do, did*: [am, do, did](#)
- Write sentences with each of this week's sight words: *am, do, did*. Submit photo.
- Listen to the book [My Mama Had a Dancing Heart](#)
- Join Mrs. Faber for our literacy lesson: [LITERACY LESSON](#) . Students may wish to have a pencil and recording paper with them for this lesson. You may print page 3 or use a piece of journal paper. Our lesson today will focus on *inferences*.
- Students will complete the *My Mama Had a Dancing Heart* inference activity. Submit photo.
- Join Mrs. Faber for phonics [Magic E](#) Please print pg. 4 or have a piece of blank paper ready. Submit photo.
- Take a movement and brain break with [Go Noodle](#)

MATH

- Join Mrs. Mulcahy for our lesson [All About Twelve ~ 12](#). You will need to have pages 4 & 5 printed or a blank piece of paper, along with a pencil and crayons. Submit photo.
- Complete *Counting Mom's Shoes* on page 6. You may print out the lesson page or use a journal page. Submit photo.
- Take a counting and movement break with [Count By 5 Fitness Fiesta](#).

iREADY

- Complete 20 minutes of iReady READING lessons.

SCIENCE & SS

- *Map: Park Clean Up* activity on pg. 6. Practice reading a map. You may print the page or record the yes/no answers in your journal. Click on the audio button to hear directions and questions read aloud. Submit photo
- Complete a *Mother's Day Challenge* on pg. 7

RELIGION

- Begin your lesson by singing [Hail Mary Echo Song](#).
- In the month of May we celebrate Mary. Mary was a loving mother to Jesus. Mary is a loving mother to all of us. Learn more about Mother Mary by watching [Saint Mary ~ Mother Mary](#).
- We honor Mary by Crowning her with flowers at the May Crowning celebration. Print page 8 or draw your own picture of Mary. Color Mother Mary and her crown. Add tissue paper flowers or any creative detail to make your May Crowning picture colorful and joyful.



My Mama Had a Dancing Heart

Name: _____

Readers use the clues in the story to help them understand what is happening. Why do you think the girl grew up to be a ballerina?



A large, rounded rectangular box with a thick black border, intended for students to write their answers to the reading comprehension question.



Four sets of horizontal writing lines, each consisting of a solid top line, a dashed middle line, and a solid bottom line, provided for students to practice handwriting.



My Little BOOK OF
long a

>>>>>>> WORDS

BY:

W. Abby Mullins | Babbling Abby, LLC © 2011, 2019

cake

maze

tape

wave

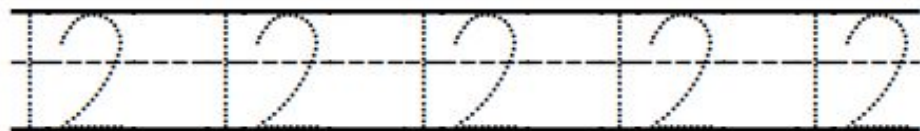
game

All About **Twelve!**

I can trace and write.



Trace the number.

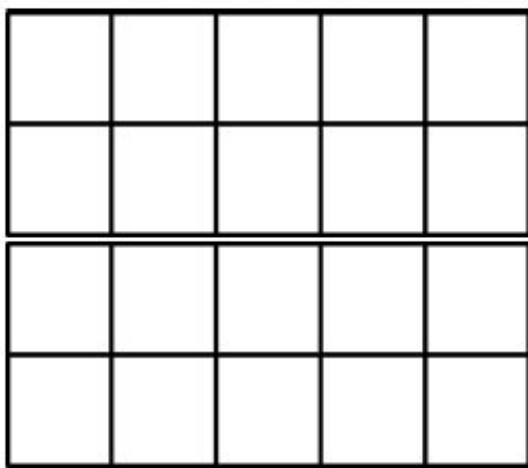


Write the number.

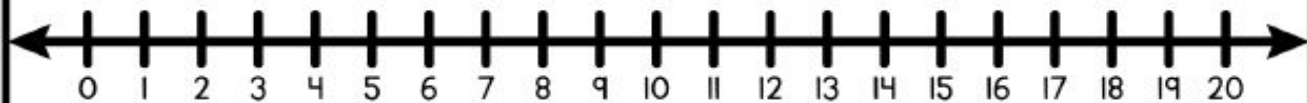
Trace and write the word.



I can show the number 12 on the ten frames.



I can show 12 hops on a number line.



All About **Twelve!**

I can count and draw.

Color 12 stars.



Draw 12 objects.



I can draw a set of 12 tally marks.



I can rainbow color the number word.

twelve

Counting Mom's Shoes

Skip count in twos to work out how many shoes the moms have.

Four high-heeled shoes with bows on the toe. To the right is a rectangular box with a decorative border and a ribbon tied around the top right corner.

Seven high-heeled shoes with bows on the toe, arranged in two rows: five in the top row and two in the bottom row. To the right is a rectangular box with a decorative border and a ribbon tied around the top right corner.

Ten high-heeled shoes with bows on the toe, arranged in two rows of five. To the right is a rectangular box with a decorative border and a ribbon tied around the top right corner.

Four high-heeled shoes with bows on the toe. To the right is a rectangular box with a decorative border and a ribbon tied around the top right corner.

Nine high-heeled shoes with bows on the toe, arranged in two rows: five in the top row and four in the bottom row. To the right is a rectangular box with a decorative border and a ribbon tied around the top right corner.




My name _____

MAP: Park Cleanup


A kindergarten class picked up litter in a park.


They drew a ☺ on this map on each place they picked up trash.




1. Did they pick up trash on the  ? **yes** **no**

2. Did they pick up trash near the  ? **yes** **no**

3. Did they pick up trash on the  ? **yes** **no**

4. Did they pick up trash near the  ? **yes** **no**

Color and crown Mother Mary



mother's day

CHALLENGE

Let's celebrate our wonderful moms! Try to complete at least one CHALLENGE activity a day. Share your completed challenges on our class Facebook page!

DRAW HER A
PICTURE

HELP WASH THE
DISHES OR LOAD THE
DISHWASHER

TELL HER YOU LOVE
HER

DO A CHORE OF HER
CHOICE

READ A BOOK
TOGETHER

GO ON A WALK
TOGETHER

GIVE MOM 30
MINUTES OF QUIET
TIME

MAKE MOM A
DELICIOUS SNACK

GIVE MOM A
BACKRUB OR FOOT
MASSAGE



BORED? Try one of these!



draw a picture



read to a
stuffed animal



practice
counting



listen to music



play with
playdough



stretch



take a nap



read a book



write a story



go for a walk



play with a
ball



exercise