

HOME CONNECTION

LITERACY

- Write sentences using the sight words of the week: that, she, on. Feel free to practice your sight words by singing along to [The THAT Song](#), [The SHE Song](#), [The ON Song](#). Submit photo.
- Good readers try to identify an author's PURPOSE for writing a story. Refer to page 3 for details on the reading strategy *Author's Purpose*.
- Listen to the informational text [Chickens Aren't the Only Ones by Ruth Heller](#).
- Use the scrambled words at the top of the writing lesson on page 4 to write a sentence that explains the author's purpose. Or, your student may come up with their own response. Add an illustration by drawing animals that lay eggs that you learned about from reading the informational text. You may print page 4 or use your journal for this lesson. Submit photo.
- Take a movement break to [The CVC A Song](#).
- CVC word lesson. Sound out and write CVC words with the medial /a/ sound. Choose the lesson on page 5 to sound out and write the words. Or, choose the lesson on page 6 that provides the 3 sounds in scrambled letter form. It is the same lesson so choose only one. You may print the lesson page or complete the lesson in your journal. Submit photo.

MATH

- Go Math Chapter 6 Lesson 6.3 pgs. 323-326 (we are skipping lesson 6.2). Solve the subtraction word problems by using the pictures. Today students will trace the minus and equal sign instead of using the words "take away". Feel free to refer back to yesterday's video as a review-[Subtraction](#).
- During snack today make up a subtraction story. For example, Mrs. Faber had 7 goldfish cracker and Mrs. Mulcahy ate one. How many are left? Take turns acting out subtraction stories with your family. Find a fun (and completely OPTIONAL) goldfish subtraction activity on pg. 7.

iREADY

- Complete 20 minutes of iReady READING lessons.

SCIENCE & SS

- Listen to [Liberty and Justice for All](#). Find *The Pledge of Allegiance* mini book in your supply bag. "Butter" your sight words, color the pictures, assemble the book in order, and read the mini book to someone in your home. Submit photo.

RELIGION

Calling All Warriors!!

This week we are going to flood our Facebook post with PURPLE and GOLD for our sweet Finley Bracken. You can wear purple, write a prayer in purple, make cupcakes with purple icing, cut out purple hearts, etc. Be creative!!!


Take a photo of your favorite purple activity and send it to info@cajetan.org.

Most importantly, continue to keep Finley and her family in your thoughts and prayers.

Chickens Aren't The Only Ones

Author's **PURPOSE** ?

PERSUADE: to change your mind about something.



INFORM: to teach you something.



Frogs lay eggs.

ENTERTAIN: to let you enjoy the story.



© Jump and Mills

Chickens Aren't The Only Ones is an informational text. Therefore, the author's purpose is to **INFORM** or **TEACH US SOMETHING**. Ruth Heller wrote about many animals, including chickens, that come from eggs.

Use the scrambled words at the top of the writing lesson on page 4 to write a sentence that explains the author's purpose. Or, your student may come up with their own response.

Illustrate your sentence by drawing animals that lay eggs that you learned about from reading this informational text.

lay	animals	are	that
many	eggs.	There	

Chickens Aren't The Only Ones

Name: _____

Why do you think the author wrote this book? What do you think she wanted us to know?

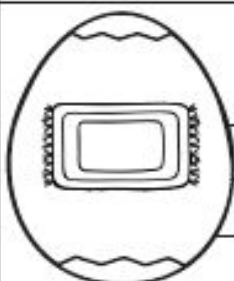




Name: _____

Set 1

a

Write the word for each picture:










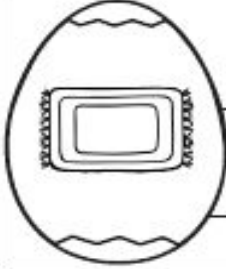


Name: _____

Set 1

a

Write the word for each picture:

	gba		nva
	mha		nma
	pag		act
	pat		maj
	art		tam

SUBTRACTION FUN WITH



$$1 \text{ fish} - 1 \text{ fish} = \underline{\hspace{2cm}}$$

$$2 \text{ fish} - 2 \text{ fish} = \underline{\hspace{2cm}}$$

$$3 \text{ fish} - 2 \text{ fish} = \underline{\hspace{2cm}}$$

$$3 \text{ fish} - 3 \text{ fish} = \underline{\hspace{2cm}}$$




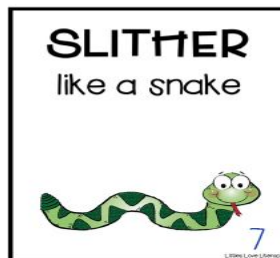
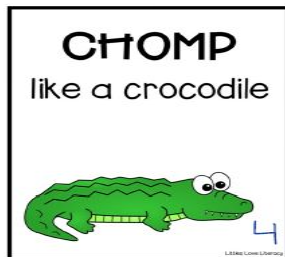
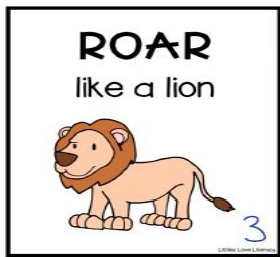

$$4 \text{ fish} - 2 \text{ fish} = \underline{\hspace{2cm}}$$

$$4 \text{ fish} - 1 \text{ fish} = \underline{\hspace{2cm}}$$

$$4 \text{ fish} - 3 \text{ fish} = \underline{\hspace{2cm}}$$

TUESDAY OPTIONAL MOVEMENT ACTIVITY

Marissa, our Mother McAuley Little School senior, put together this fun movement and math activity. You will need 2 dice and a view of the animal action cards below. When you are ready to begin, select [Move Like an Animal](#)



BORED? Try one of these!



draw a picture



read to a
stuffed animal



practice
counting



listen to music



play with
playdough



stretch



take a nap



read a book



write a story



go for a walk



play with a
ball



exercise