

HOME CONNECTION

LITERACY

- Listen to the book: [The Easter Bunny's Assistant](#). Today we will be correcting a sentence about the story. You may print the activity on pg. 3 OR you can write the corrected sentence in your journal and illustrate it. Read the sentence and correct any errors you see (pay attention to capital letters, sight words, and punctuation). Write the corrected sentence. Illustrate the sentence. Submit photo.
- Sing along to this week's sight words *they, but, at*: [they, but, at](#). Write sentences using the sight words of the week. Submit photo.
- CVC activity with Mrs. Faber. Before watching you need a blank sheet of paper and a pencil. We are going to "magic fold" the paper like we did yesterday. You will follow along as you listen to Mrs. Faber. You need a blank piece of paper and a pencil. [CVC Words](#). Submit photo.
- OPTIONAL FINE MOTOR EXTENSION: Go outside and write your sight words with chalk or paint them with water

MATH

- Join Mrs. Mulcahy for our subtraction lesson [Subtracting Using Strategy #2](#).
- Complete *In the Garden ~ Subtraction Fun* on page 4. You may print out the lesson or complete the subtraction math sentences in your journal. If Submit photo.
- Take a movement break with [Skip Count By 5's](#).

iREADY

- Complete 20 minutes of iReady READING lessons.

SCIENCE & SS


- Listen to [Choosing Our Leaders](#). After reading along with the informational text, we will complete Lesson 4 together. You will find Lesson 4 in your Beautiful America social studies packet that was in your supply bag. Or, you can print Lesson 4 from page 5. Submit photo.

RELIGION

- Begin your lesson by singing [1, 2, 3 Jesus Is Alive](#)
- In your own words, retell the story of Easter.
- Create a visual retelling of the Story of Easter by drawing what happened. If you go to page 8 you will find pictures that may inspire you, or you may use the pictures to color, cut, and glue onto paper to create your visual retelling.
- Optional: You may watch [The Story of Easter](#). Stop the video at 21:00. This may be too long for one sitting, so feel free to watch some today and continue watching throughout the week.
- End your religion lesson by singing and dancing to [That's What I'll Do](#).

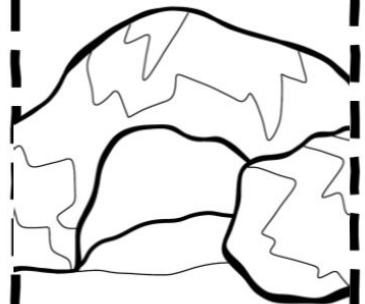

Jesus is
Alive!

Characters in the story



Jesus Judas Soldiers Angel


Retell the story



The Easter Bunny's Assistant



Name: _____

1. Read and correct this sentence. 

sKuNk wAntt d oT Help teh
eASter BuNny

2. Write the corrected sentence. 

3. Draw a picture to match. 






In The Garden


Name _____

Subtraction Fun


Solve. Use the pictures for help.




$$10 - 2 = \underline{\quad}$$




$$8 - 4 = \underline{\quad}$$




$$9 - 5 = \underline{\quad}$$




$$7 - 5 = \underline{\quad}$$




$$8 - 3 = \underline{\quad}$$



$$6 - 4 = \underline{\quad}$$



$$10 - 3 = \underline{\quad}$$



$$9 - 8 = \underline{\quad}$$

LESSON 4

Cast your vote for each category by checking the box.



cast your vote!

What would you eat every day?

- Ice Cream
- Pizza

What would you pick for a new playground?

- Twisty slide
- Monkey bars



If you had to pick one class to take the whole year?

- Gym
- Art

If you could only go to one for the rest of your life?

- Zoo
- Amusement park

If you had to pick one chore to do?

- Vacuum the floor
- Wash the dishes

If you had to pick one way to help all people?

- No more war
- Save the earth

QUICK CHECK:



Voting is how we choose our leaders.



yes



no



We can go to vote on any day that we want.



yes



no

BORED? Try one of these!



draw a picture



read to a
stuffed animal



practice
counting



listen to music



play with
playdough



stretch



take a nap



read a book



write a story



go for a walk



play with a
ball



exercise