

HOME CONNECTION

LITERACY

- Sing along to this week's sight words *with, all, there*: [with, all, there](#). Write sentences with each of this week's sight words. Submit photo.
- Listen to the book: [Tops and Bottoms by Janet Stevens](#). After listening to the story, join Mrs. Faber to talk about [LITERACY 2](#). Today we will be focusing on character traits. You may print out the recording sheet on pg. 4 or write responses in your journal. If you choose to print out the recording sheet, save the second half for tomorrow's lesson. Today we will identify Hare's character traits and write about them. Identify the character trait and then write a sentence giving evidence of the trait. The charts on pg. 3 may be helpful. Submit photo
- This week two of our sight words have -sh in them. Take a movement break and sign and dance to "sh" song ["Sh" Song](#).

MATH

- Join Mrs. Mulcahy for our math lesson [Subtracting Using a Ten Frame](#).
- Complete *Subtraction Using a Ten Frame* on pages 6-7. You may print out the lesson pages or complete the subtraction math sentences in your journal. If you are not printing the lesson pages, choose 3 subtraction problems from page 6 & 3 subtraction problems from page 7 to draw, write, and solve. Submit photo.
- Play *Subtraction Smash* or *Subtraction Soccer* at some time this week for extra subtraction problem practice.
- Take a movement break with [Exercise and Count to 120 by 5s.](#)

iREADY

- Complete 20 minutes of iReady READING lessons.

SCIENCE & SS

- Listen to [On a Map](#). In your journal or on a blank piece of paper write a sentence telling why maps are important. Illustrate your picture. Submit photo.
- Sing along to this fun positional word song [Following Directions](#).





















RELIGION

- Begin your lesson by singing [My God is so Big](#).
- We are reminded of God's greatness beginning with the first story in the Bible. Remind yourself of the greatness of the Creation by viewing [Genesis 1-2 The Story of Creation](#).
- God made us to enjoy the beautiful Earth He created. How can you take care of God's earth? Complete the illustration and sentence starter to teach others how you will take care of the earth. You may print the lesson page or complete an illustration and sentence on a separate paper. Submit photo.
- End your religion lesson by singing [He's Got the Whole World In His Hands](#).

Character Traits

Words to describe how a character acts, feels and reacts to other characters.



character traits		happy	sad
kind 	angry 	mean 	bossy 
brave 	lazy 	curious 	wise 
loyal 	silly 	clever 	funny 
loud 	smart 	rude 	sneaky 
confused 	excited 	quiet 	persistent 


Tops and Bottoms

Name: _____

You can learn a lot about a character by the way they act and the things they say. What do you know about Hare and Bear?

Hare: Trait

Evidence from the text



Handwriting practice lines for the Hare section, consisting of five sets of three horizontal lines (top, middle dashed, bottom).

Bear: Trait

Evidence from the text



Handwriting practice lines for the Bear section, consisting of five sets of three horizontal lines (top, middle dashed, bottom).

Name: _____

— Subtraction



Directions: Use a ten frame to help you find the answer.

$$3 - 2 =$$

$$4 - 1 =$$

$$5 - 3 =$$

$$3 - 0 =$$

$$4 - 4 =$$

$$5 - 2 =$$

Name: _____



— Subtraction

Directions: Use a ten frame to help you find the answer.

$$8 - 6 =$$

$$6 - 2 =$$

$$7 - 5 =$$

$$9 - 3 =$$

$$5 - 5 =$$

$$7 - 1 =$$

Solve the following subtraction equations or come up with your own for *Subtraction Smash* with playdough or *Subtraction Soccer* with cotton balls!

$4 - 3 =$ $8 - 6 =$ $3 - 1 =$ $2 - 0 =$

$7 - 6 =$ $9 - 3 =$ $5 - 5 =$ $10 - 8 =$

Subtraction Smash

_____ - _____ = _____

Name: _____

God Loves His Creation



I show love for God's creation when I _____

BORED? Try one of these!



draw a picture



read to a
stuffed animal



practice
counting



listen to music



play with
playdough



stretch



take a nap



read a book



write a story



go for a walk



play with a
ball



exercise