

# HOME CONNECTION

## LITERACY

- Sing along to this week's sight words *what, no, get*: [what](#), [no](#), [get](#).
- Write the sight words on strips of paper, cut the word apart, fix the word and glue it back together. Submit photo.
- Listen to the book [The Watermelon Seed](#).
- Join Mrs. Mulcahy [Literacy ~ The Watermelon Seed ~ Connect](#). Students may wish to have a pencil and recording paper with them for this lesson. You may print page 3 or use a piece of journal paper. Our lesson today will focus on *Making A Connection*.
- Guided Reading: Under the Guided Reading Leveled Readers tab you will find links to leveled readers. Choose the book that is at your level (that you haven't read) and read it. Choose one sentence from the book and copy it in your neatest handwriting. You may use the Super Sentences paper on page 3 or your journal paper. Submit photo.
- Take a movement and brain break with [Go Noodle](#).

## MATH

- Join Mrs. Faber for our lesson [All About 16](#). You will need to have pages 5 & 6 printed or a blank piece of paper, along with a pencil and crayons. Submit photo.
- Complete the activity on pg. 7 by counting on. Identify the number in the cup and count on to find the next 4 numbers. You may print pg. 7 or write your responses on a blank piece of paper. Submit photo.
- Take a movement and counting break with [Count by 5's](#)

## iREADY

- COMPLETE iREADY READING ASSESSMENT, if needed.

## SCIENCE & SS

- Join Mrs. Faber for [Social Studies](#). Complete the *Map Symbols* activity on pg. 8. You may print pg. 8 or use a piece of journal paper. Add labels to identify the different symbols on the map. Answer the questions at the bottom. Submit photo.

# THE WATERMELON SEED

## CONNECT



Readers think about their experiences and what they know to make connections.

## I can write a sentence!



**Start with a capital letter.**

→ The dog is here.



**Space between the words.**

The dog is here.



**Check the sight words.**

The dog is here.



**End with punctuation. ! . ?**

The dog is here. ←




**STOP! Go back and read your sentence!**





# THE WATERMELON SEED

Name: \_\_\_\_\_

Have you or someone you've known ever swallowed something that you shouldn't have? What happened?



Crocodile



Me



Four sets of horizontal lines for writing, each consisting of a solid top line, a dashed middle line, and a solid bottom line.

# Super Sentences

I have spaces. 

Capital letter and punctuation (.!?)

Name: \_\_\_\_\_

Tall letters are tall   
 Short letters are short 

Handwriting practice lines consisting of two sets of solid top and bottom lines with a dashed middle line.

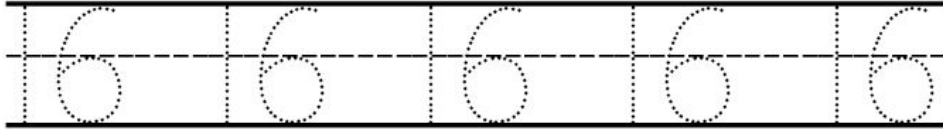
A large rounded rectangular box for writing a full sentence.

# All About **Sixteen!**

I can trace and write.



Trace the number.



Write the number.

\_\_\_\_\_



-----

\_\_\_\_\_

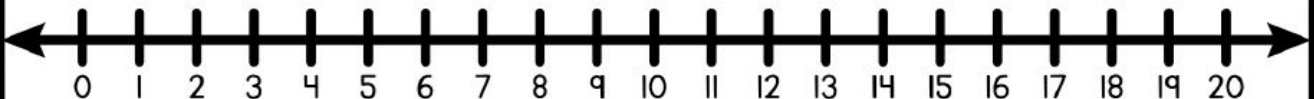
Trace and write the word.

sixteen

I can show the number 16 on the ten frames.



I can show 16 hops on a number line.






# All About **Sixteen!**

I can count and draw.

Color 16 train engines.



Draw 16 objects.



I can draw a set of 16 tally marks.

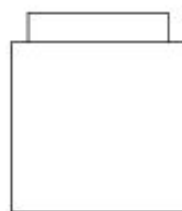
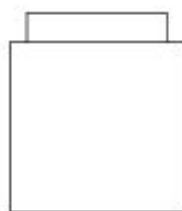


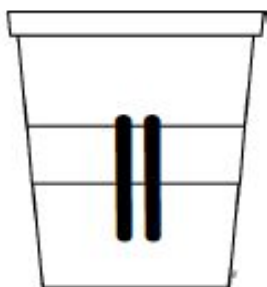
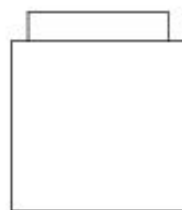
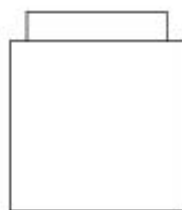






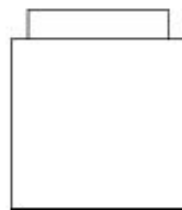
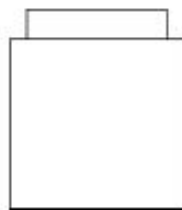
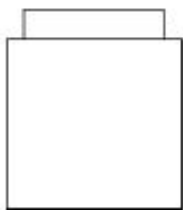
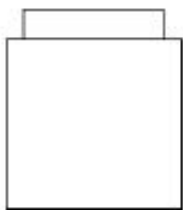



I can rainbow color the number word.

sixteen

Name \_\_\_\_\_

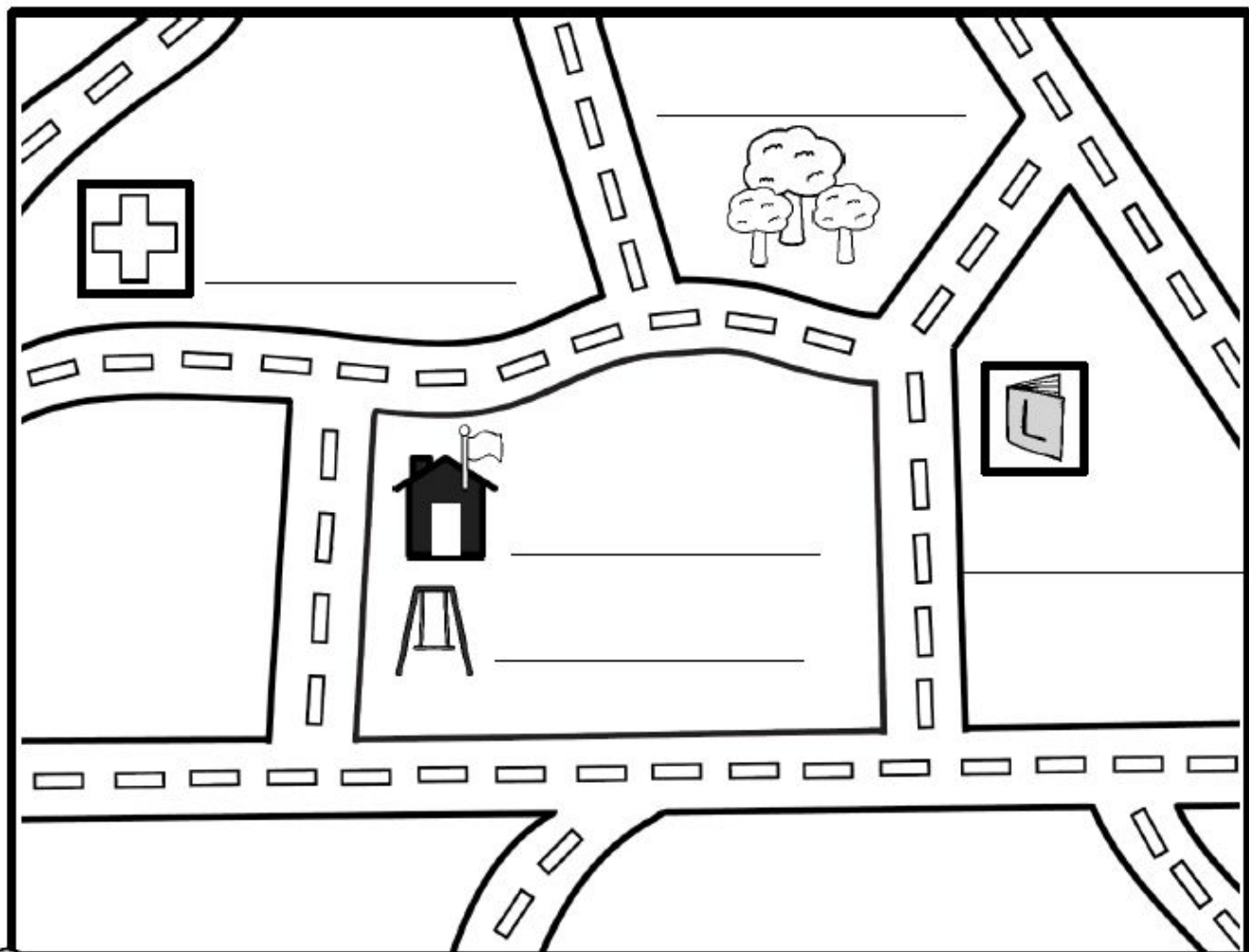
Count on. Write the number on the cubes.



# LESSON 4

## Map Symbols

Use the map key to label the places on the map.



### KEY



school



park



hospital



playground



library

### QUICK CHECK:



The playground is next to the school.



yes



no



Does the map above have a house on it?



yes



no



BORED? Try one of these!



draw a picture



read to a  
stuffed animal



practice  
counting



listen to music



play with  
playdough



stretch



take a nap



read a book



write a story



go for a walk



play with a  
ball



exercise