

HOME CONNECTION

LITERACY

- Join Mrs. Mulcahy for [Literacy Part 1 ~ The Watermelon Seed](#).
- Today we focus on the reading strategy VISUALIZATION. After viewing Literacy Part 1 with Mrs. Mulcahy, students will complete the visualization recording paper for The Watermelon Seed. Students must illustrate at least 2 images that they visualize upon hearing story sentences. You may print page 2 or complete the lesson on journal paper. Submit photo.
- After completing *The Watermelon Seed* visualization lesson, join Mrs. Mulcahy for [Literacy Part 2 ~ The Watermelon Seed](#).
- Sing along to this week's sight words *what, no, get*: [what](#), [no](#), [get](#).
- Rainbow write each sight word 5 times in different colored crayons or markers after listening to each sight word song. Submit photo.
- Play the *Roll and Read Phonics* game found on page 4. After you have read all the words, choose a long A vowel word from the lesson and use it in a sentence that you write and illustrate. Challenge: Use more than 1 CVCe long A word in your sentence! You may use the Super Sentence writing paper on page 6 or your journal paper. Submit photo.
- Take a singing break with [Down By the Bay](#). Can you sing the rhyming words extra loud?

MATH

- Join Mrs. Faber to complete [All About 14](#). You will need to have pages 6 & 7 printed or a blank piece of paper, along with a pencil and crayons. Submit photo.
- Complete *I Can Subtract With a Number Line* on pg. 8. You can print this activity or record the equations on a blank piece of paper. Submit photo.
- Take a counting and movement break with [Cowboy Count](#).

iREADY

iReady lessons are not assigned for today. iReady end-of-year diagnostic testing will begin tomorrow. More information to follow.

SCIENCE & SS

No science or Social Studies lessons assigned for today.

ART

- Please join Mrs. Faber for [T-Shirt Video](#)
- Complete your t-shirt picture using the template found on page 9.
- Deliver your completed picture to the labeled box outside the SCS Main Office school doors by Wednesday at 7 pm.
- Extra drawing templates are also available in a labeled box outside the SCS Main Office School Doors.

THE WATERMELON SEED

Name: _____

Readers visualize pictures in their heads. Listen as I read the things that the character thought would happen to him. Can you picture in your mind the four things? Draw each of these four things.


It would grow in his guts.

He thought vines would come out of his ears.



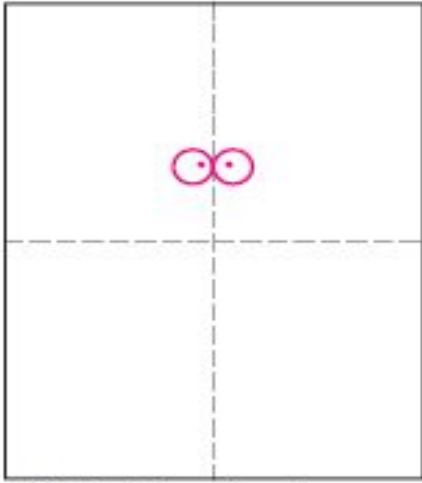
He thought his stomach would stretch.

He thought his skin would turn pink.

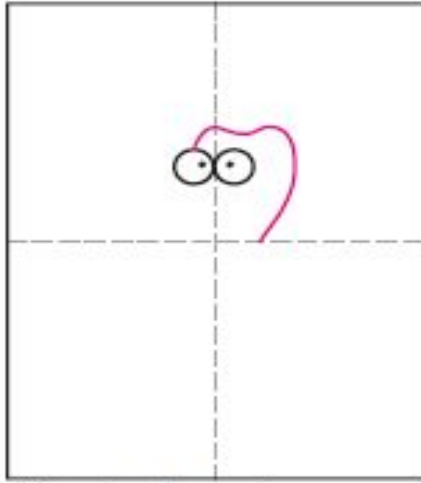


HOW TO DRAW A CROCODILE

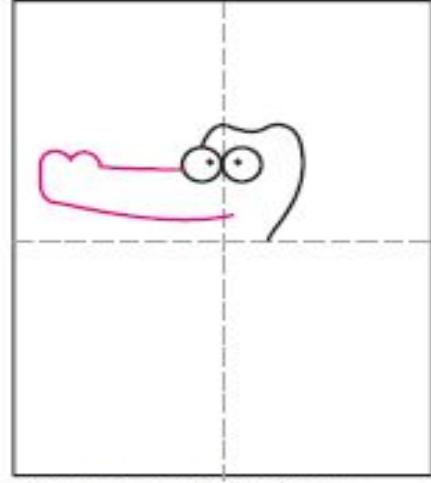
You may follow this 8 step crocodile directed drawing to help you create your VISUALIZATION illustrations for *The Watermelon Seed*.



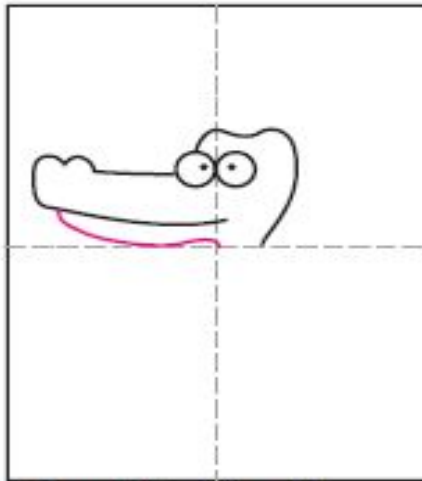
1. Make fold lines. Draw two eyes.



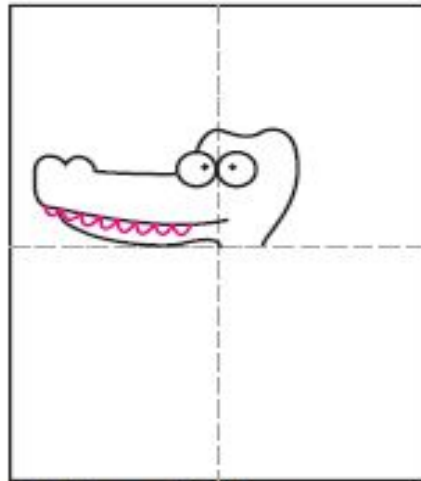
2. Draw head around eyes.



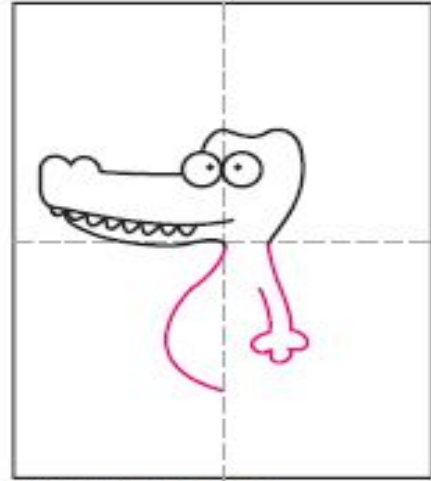
3. Add nose and mouth line.



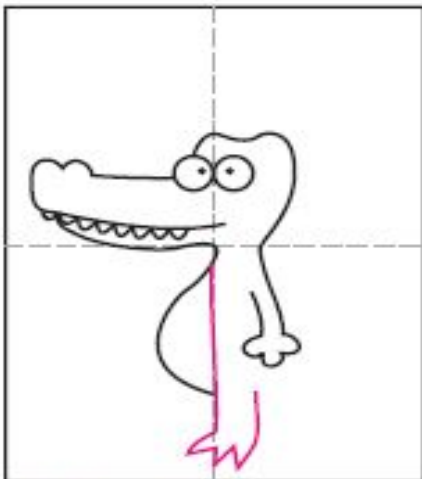
4. Draw bottom of mouth.



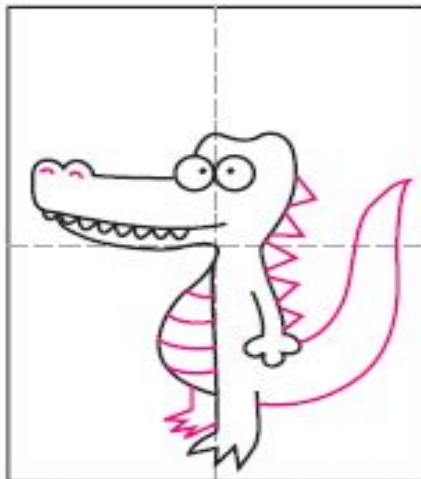
5. Add curved teeth.



6. Draw belly and arm.



7. Add line with foot.



8. Draw other foot, tail, and details.



9. Trace with marker and color.



Roll a number cube that you have at home or pick a number 1-6..



Find the words under the number that you rolled.



Read the words in the column and color the number cube. Roll again until all six number cubes are colored..




Select one CVCe word a_e (or more). Write and illustrate a sentence. You may use the *Super Sentences* paper on page 5 or journal paper.



Roll and Read

CVCe Words- a e



tale

wake

late

rake

made

fate

make

cage

cake

ate

fame

bake

game

sale

same

quake

rate

lane

fade

tape

date

face

take

bale

base

lake

page

male

vase

cave

sake

cane

mate

name

cape

fake

Super Sentences

☐

I have spaces.

☐

Capital letter and punctuation . ! ?

Name: _____

☐

Tall letters are tall

Short letters are short



Handwriting practice lines consisting of solid top and bottom lines with a dashed middle line. There are two sets of these lines.

A large rounded rectangular box for writing a full sentence.

All About **Fourteen!**

I can trace and write.



Trace the number.




Write the number.

Trace and write the word.

fourteen

I can show the number 14 on the ten frames.




I can show 14 hops on a number line.



All About **Fourteen!**

I can count and draw.

Color 14 owls.



Draw 14 objects.



I can draw a set of 14 tally marks.




I can rainbow color the number word.

fourteen

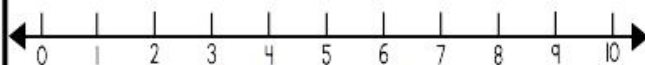
Name _____



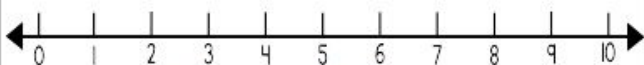
I Can Subtract with a Number Line



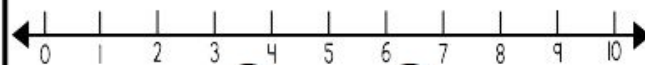
Directions: Count back to subtract. Use the number lines to help you.



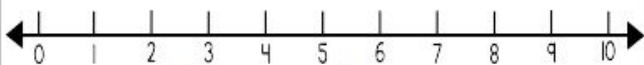
$$5 - 2 =$$



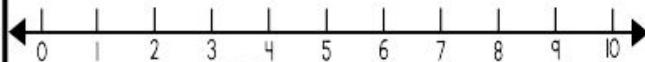
$$8 - 2 =$$



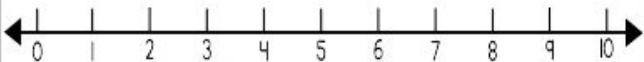
$$8 - 3 =$$



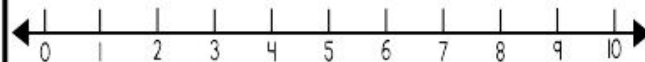
$$4 - 1 =$$



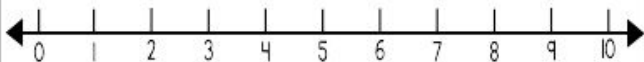
$$9 - 2 =$$



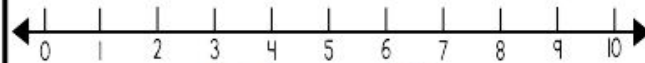
$$7 - 2 =$$



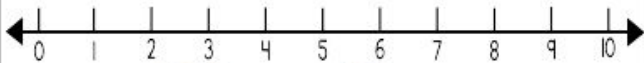
$$10 - 8 =$$



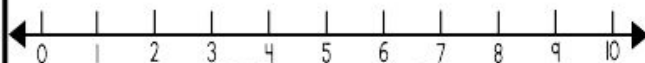
$$10 - 5 =$$



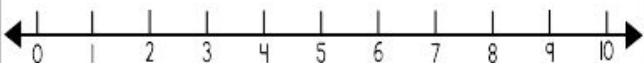
$$7 - 3 =$$



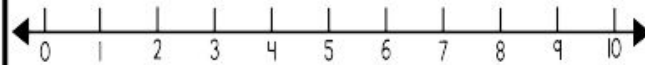
$$9 - 3 =$$



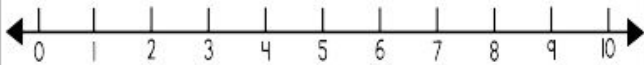
$$9 - 4 =$$



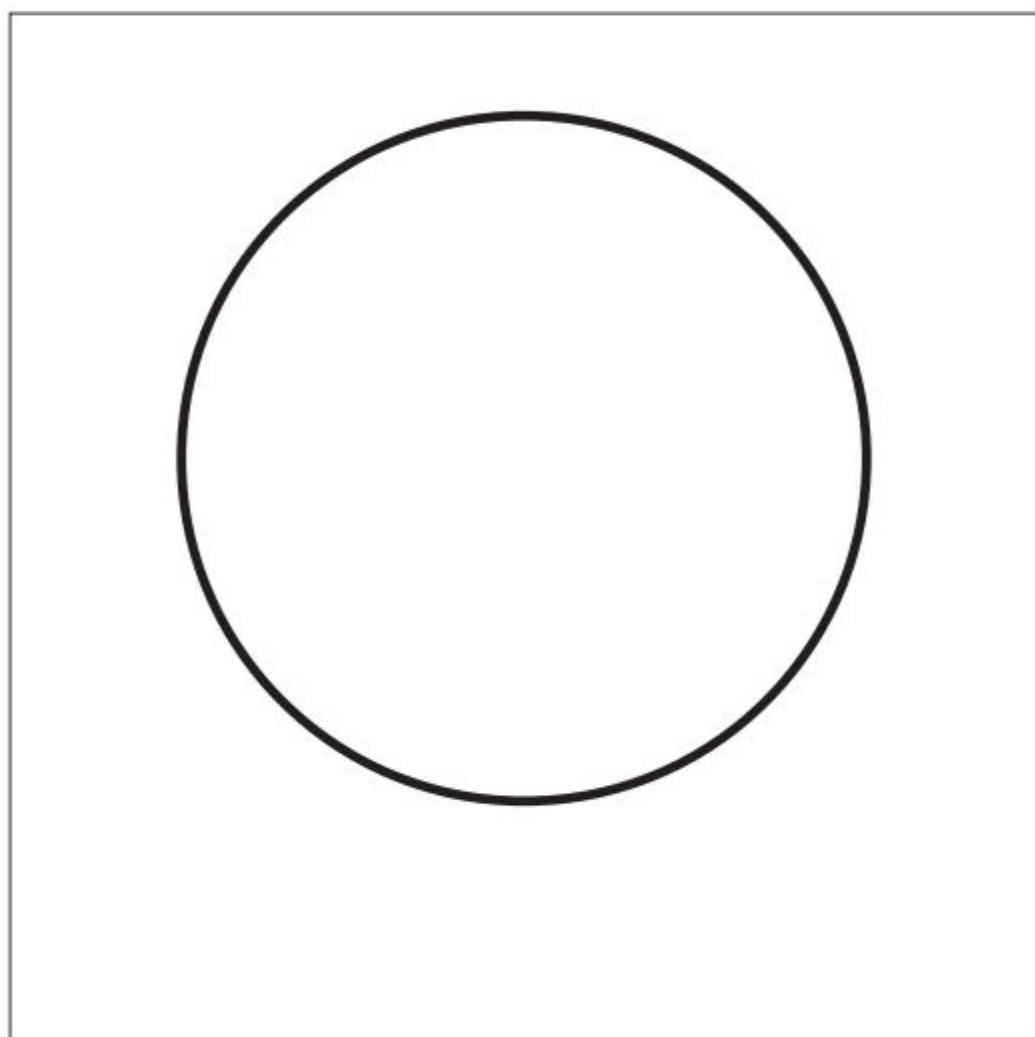
$$8 - 4 =$$



$$6 - 3 =$$



$$6 - 4 =$$



BORED? Try one of these!



draw a picture



read to a
stuffed animal



practice
counting



listen to music



play with
playdough



stretch



take a nap



read a book



write a story



go for a walk



play with a
ball



exercise