

HOME CONNECTION

LITERACY

- Join Mrs. Mulcahy for [Literacy Part 1 Hey, Little Ant.](#)
- Today we are focusing on VISUALIZATION. You may print out the activity lesson on page 2 or use a piece of journal paper.
- Join Mrs. Mulcahy for [Literacy Part 2 Hey, Little Ant.](#)
- Complete your visualization recording paper. Submit photo.
- OPTIONAL: Listen to [Hey, Little Ant Song.](#)
- Sing along to this week's sight words *out, be, have*: [out, be, have.](#)
- Rainbow write each sight word 5 times in different colored crayons or markers after listening to each sight word song. Submit photo.
- Complete the *Going Buggy with -ug Words* phonics activity. Use the lesson paper on page 3 or write you real and make believe _ug words in your journal. Submit photo.
- OPTIONAL FINE MOTOR EXTENSION: Try to build your sight words with playdough, noodles, cereal, or beans.
- Take a movement and brain break with [GONoodle.](#)

MATH

- Join Mrs. Faber to complete [GoMath 6.6.](#) You will need to have your *Go Math* workbook opened to page 341, a pencil, and crayons. Submit photo of page 343 and 344.
- Complete the Roll and Solve activity. You may print pg. 3 or you may record the answers in your journal. Submit photo.
- Take a music break with [Subtraction Facts](#)

iREADY

- Complete 20 minutes of iReady MATH lessons.


SCIENCE & SS

- Let's learn about ants. Watch [How Do Ants Find Food?](#)
- What did you learn about ants after watching the video? Draw and label something(s) you learned about ants on the lesson paper found on page 5. Or, complete the activity in your journal. Submit photo.

Hey, Little Ant!

Name: _____

Readers visualize pictures in their heads. The kid tells the ant that his mother thinks ants are rude for stealing their picnic. Draw a picture of what you visualize.

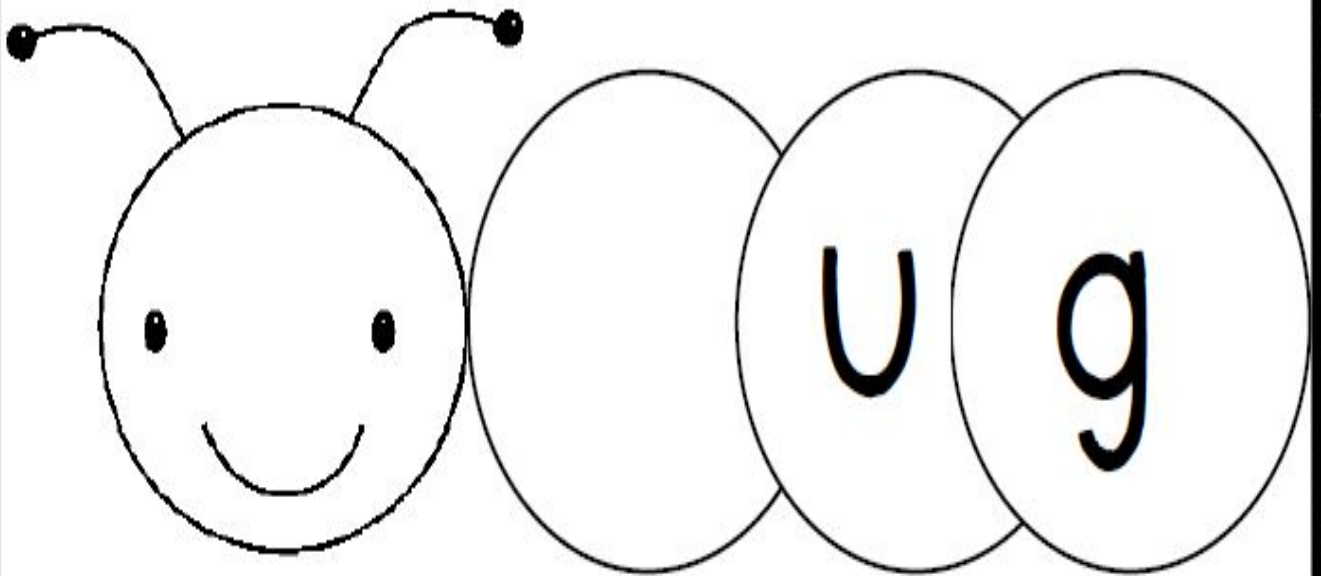


Handwriting practice lines consisting of a solid top line, a dashed middle line, and a solid bottom line. There are two sets of these lines provided for writing.

Use the letters below to create real and make believe _ug words. Be sure to practice sounding out and reading each word.

b	g	j	d	f
h	r	s	m	n
t	v	w	z	i

going Buggy with ug words













real words

make believe words


Name: _____

Roll and Solve

Directions: Roll a number cube. Fill in a circle with the number. Cross out how many to take away with the butterflies, and then solve the equation.

$6 - \bigcirc =$	
$6 - \bigcirc =$	
$6 - \bigcirc =$	
$6 - \bigcirc =$	
$6 - \bigcirc =$	
$6 - \bigcirc =$	
$6 - \bigcirc =$	
$6 - \bigcirc =$	
$6 - \bigcirc =$	
$6 - \bigcirc =$	

Did YOU Know?



Draw and label what you learned about ants after watching How Do Ants Find Food?

BORED? Try one of these!



draw a picture



read to a
stuffed animal



practice
counting



listen to music



play with
playdough



stretch



take a nap



read a book



write a story



go for a walk



play with a
ball



exercise